

SOUTHWEST **AGRI-PLASTICS**, INC.

DURA-BENCH

PLASTIC GREENHOUSE BENCH TOP



NEW! 5 Foot
Part Now Available

CARLIN
Horticultural Supplies

1-800-657-0745 | carlinsales.com

SWAPINC.COM

SOUTHWEST **AGRI-PLASTICS**, INC.

DURA-BENCH PLASTIC GREENHOUSE BENCH TOPS

DURA-BENCH Plastic Greenhouse Bench Top is a smoother and longer lasting growing surface for your plants. Designed to replace traditional wood, wire, and expanded metal bench top, **DURA-BENCH** panels are made from durable, non-porous polypropylene plastic. The **DURA-BENCH Plastic Greenhouse Bench Top** eliminates problems like corrosion, rust, and sharp edges typically seen from expanded metal or wire tops. The panels will not crack, rot, or splinter like traditional wood products. In addition, the smooth panel allows trays, flats, and pots to slide across the surface with ease. **DURA-BENCH Plastic Greenhouse Bench Top** products are available in many different sizes and styles to fit your specific need.


FEATURES & BENEFITS

- Increased Airflow
- Easier Cleaning
- Less Expensive
- Long Lasting
- UV Protected
- No Rough Edges
- No Splinters
- Easy to Install
- Rot Proof
- Rust Proof
- Attaches To Wood or Metal Frames
- Impact /Wear Resistant Plastic

Model	Size Width x Length	Surface Opening	Weight	Connection Method	
				Width	Length
DBU24X48 B	24" x 48"	1.1" x 2.1"	4.5 lbs	Interlocking	Clip Receivers
DB24X48 BST	24" x 48"	1.1" x 1.1"	6.32 lbs	Flush	Interlocking
DB24X48 BSTO	24" x 49.5"	1.1" x 1.1"	6.52 lbs	Overlapping	Interlocking
DB24X60 B	24" x 60.25"	1.1" x 1.1"	7.52 lbs	Flush	Flush




DURA-BENCH®



DURA-BENCH ULTRA

The **DURA-BENCH ULTRA** is 2' wide by 4' long panel with connections on all four sides. This flexible design allows for the creation of 1'-8' wide benches. The **DURA-BENCH ULTRA** utilizes four nylon clips along the 4' side allowing the parts to be adjoined. The 2' side of the panel includes a four tab system that inserts into the opposite end connecting the parts together.*


Model: DBU24X48 B
Size: 24"x48" (60.96 cm x 121.92 cm)
Surface Opening: 1.1" x 2.1" Rectangular Holes
Weight: 4.5 lbs. (2.04kg)



DURA-BENCH Original Non-Overlap

The **DURA-BENCH Original Non-Overlap** is 2' wide by 4' long with interlocking tabs along the 4' side. The Non-Overlap design is primarily used in 4' wide benches where no connection is needed on the 2' side of the panel.*


Model: DS24X48 BST
Size: 24" x 48" (60.96 cm x 121.92 cm)
Surface Opening: 1.1" x 1.1" Square Holes
Weight: 6.32 lbs. (2.87 kg)



DURA-BENCH Original Overlap

The **DURA-BENCH Original Overlap** design is 2' wide by 4' long panel with connections on all four sides. This design utilizes four interlocking tabs along the 4' side allowing the parts to be adjoined. The 2' side uses an overlap connection only requiring one cross support.*

Model: DS24X48 BSTO
Size: 24" x 49.5" (60.96 cm x 125.73 cm)
Surface Opening: 1.1" x 1.1" Square Holes
Weight: 6.52 lbs. (2.96 kg)




DURA-BENCH Original 5'

The **DURA-BENCH 5'** design is 2' wide by 5' long with interlocking tabs only along the 5' side. All four sides of the **DURA-BENCH 5'** Bench Top sit flush against the adjacent panel. This design offers the flexibility of a 5' wide bench where no connection is needed.*

Model: DS24X60
Size: 24" x 60.25" (60.96 cm x 153.04 cm)
Surface Opening: 1.1" x 1.1" Square Holes
Weight: 7.52 lbs. (3.42 kg)

* Installation instructions available online at www.swapinc.com.

SOUTHWEST AGRI-PLASTICS PRODUCT LINES



SWINE
PRODUCTS



POULTRY
PRODUCTS



HORTICULTURE
PRODUCTS



LIVESTOCK
PRODUCTS



MINI-
PALLET



CARGO
PROTECTION



KENNEL
FLOORING

CARLIN

Horticultural Supplies

1-800-657-0745 | carlinsales.com

SOUTHWEST AGRI-PLASTICS, INC.

16400 Midway Rd, Addison, TX 75001 P.O. Box 700008, Dallas, TX 75370-0008
Toll Free 800-288-9748 Local 972-735-8866 Fax 972-735-8896

SWAPINC.COM